

Paddle Nudgee Activity

Paddle Day to Nudgee Beach



Key Points

- Activity starts and finishes at Brownsea (89 Allpass Parade)
- Make sure everyone is aware of what to bring for a water activity using the what to bring to brownsea document.
- Morning tea may be taken in canoes (or the power boat, if one is supporting the activity)
- Lunch can be driven around to Nudgee Beach if a parent is available to do this.
- Participants can either canoe or swim across Nudgee Creek
- Electric BBQ's, Shade tables, Playground Toilets at Nudgee Beach
- Any Youth or Adults joining the party at Nudgee Beach need to have a Lifejacket and Paddle. Make sure the Leader in Charge of the Activity is aware of this before you leave Brownsea.

Day Program

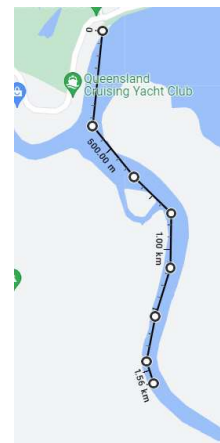
08:00 - 15:00 (times will vary depending on the tide, wind and ability of the party)

8:00 Arrive Brownsea Ready for Safety Briefings

- Help check sunscreen hats water bottles
- Keep youth out of the carpark and traffic
- Get any food for lunch into the hands of an adult who may be driving there, or if the power boat is being used, use this.
- The Safety Briefing and Canoe Instruction is for all participants, not just youth**



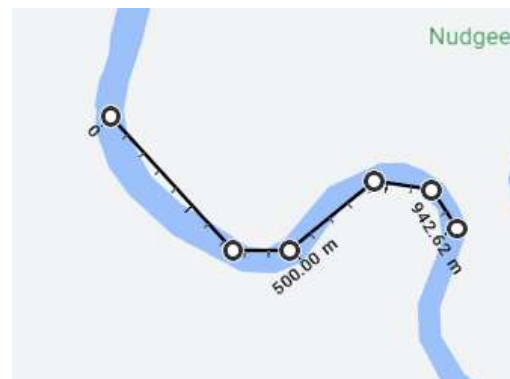
8:30 – 9:00 On the water Paddle to Ski Ramp



10:00 Morning Tea Ski Ramp




10:30 Paddle to Portage

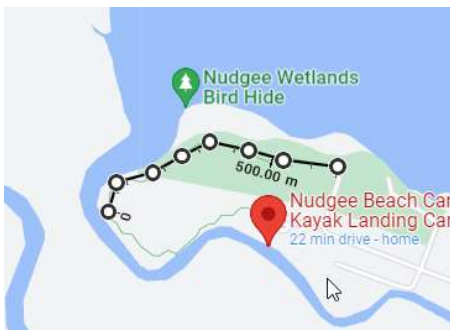


Paddle Nudgee Activity

11:00 Portage across Nundah Creek using Canoes or Rope.



11:30 Walk to Nudgee Beach



12:00 Arrive Nudgee Beach (meet driver for lunch). Youth are in the care of their leaders. We recommend they keep their lifejackets on for easy identification.

13:00 Groups ready to Depart Nudgee Beach

If time allows capsizing drills can be done at the ski Ramp on the Return



14:30 Return Brownsea, Clean up Paddles, Lifejackets and Paddles

15:00 Activity Finish once everything is cleaned up and put away



Paddle Nudgee Activity

Canoeing Day Trip to Nudgee Beach

Maps

